

# Power Splitter

698-3800 MHz | -160 dBc | 300 W | IP66-IP67 | N-Female | Square Body

- ◆ Low PIM Reactive High Power Splitter, 698-3800 MHz
- ◆ PIM optimized design (160dBc @ 2x43dBm)
- ◆ Protection level IP66 (IP67 optional)
- ◆ Splitter style: symmetrical
- ◆ female Connectors
- ◆ Wall / mast mounting kit
- ◆ Suitable for indoor and outdoor applications
- ◆ Square Body



## Technical Data

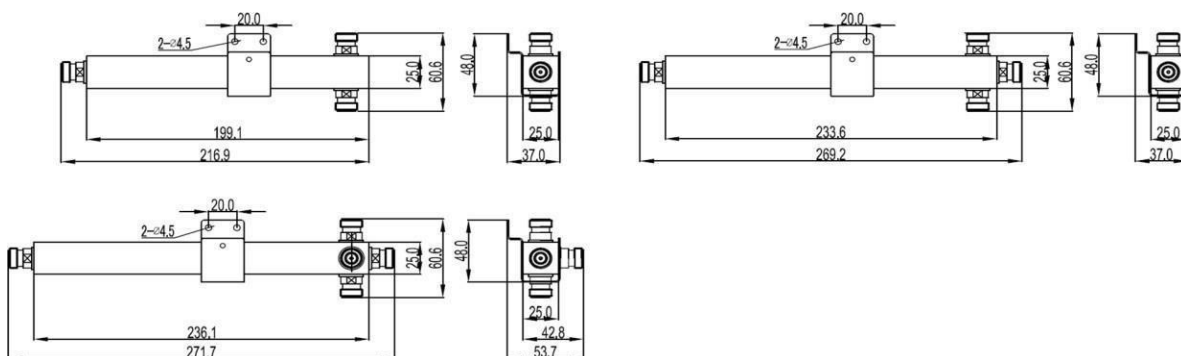
Electrical Specifications			
Ordering options	2-way splitter	3-way splitter	4-way splitter
Part Number	PS-6938-02-160-NF	PS-6938-03-160-NF	PS-6938-04-160-NF
Operating Frequency Band	698 – 3800 MHz		
Split Loss	3.0 dB	4.8 dB	6.0 dB
Insertion Loss	≤ 0.3 dB	≤ 0.5 dB	≤ 0.6 dB
VSWR, max.	1.25		
PIM3 (@2x43 dBm)	-160 dBc		
PIM Test Bands	900M/1800M/2100M/2600M		
Power Rating	300 W		
Peak Power, max.	≤ 800 W		
Impedance	50 Ω		
Mechanical Specifications			
Dimensions, H x W x D (Less Connectors)	199.1 x 25 x 25 mm	233.6 x 25 x 25 mm	236.1 x 25 x 25 mm
Weight (including connectors and mounting bracket)	0.34 kg	0.42 kg	0.44 kg
Packing Size	245 x 75 x 40 mm (40Pcs/box)	285 x 75 x 40 mm (40Pcs/box)	285 x 75 x 60 mm (24Pcs/box)
Connector Type	N Female		
Coupling Nut Proof Torque	≤ 4.5 N.m		
Color	Light Gray (Customizable)		
Mounting	Wall Mounted		

## Environmental Specifications

Operational Temperature	-40 °C to +65 °C
Operational Humidity	95 %
Ingress Protection Class	IP66 (IP67 optional)

## Accessories (order separately)

Type No.	Description
1154162	Bracket
1331211	Screw



# Power Splitter

698-3800 MHz | -160 dBc | 300 W | IP66-IP67 | 4.3-10 Female | Square Body

- ◆ Low PIM Reactive High Power Splitter, 698-3800 MHz
- ◆ PIM optimized design (160dBc @ 2x43dBm)
- ◆ Protection level IP66 (IP67 optional)
- ◆ Splitter style: symmetrical
- ◆ 4.3-10 female Connectors
- ◆ Wall / mast mounting kit
- ◆ Suitable for indoor and outdoor applications
- ◆ Square Body



## Technical Data

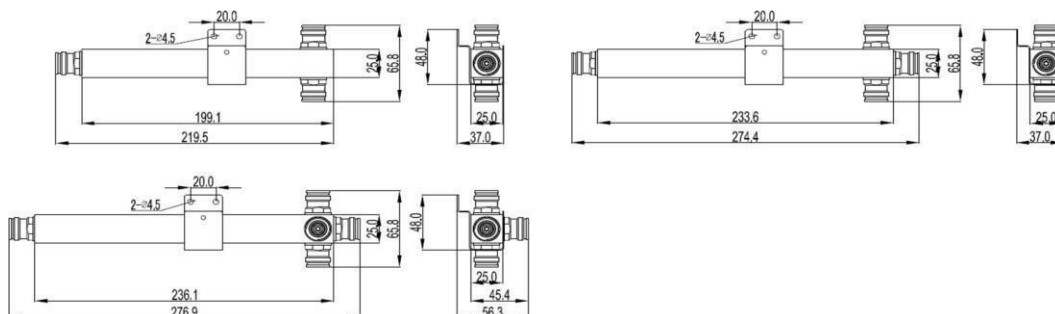
Electrical Specifications			
Ordering options	2-way splitter	3-way splitter	4-way splitter
Part Number	PS-6938-02-160-43F	PS-6938-03-160-43F	PS-6938-04-160-43F
Operating Frequency Band	698 – 3800 MHz		
Split Loss	3.0 dB	4.8 dB	6.0 dB
Insertion Loss	≤0.3 dB	≤0.5 dB	≤0.6 dB
VSWR, max.	1.25		
PIM3 (@2x43 dBm)	-160 dBc		
PIM Test Bands	900M/1800M/2100M/2600M		
Power Rating	300 W		
Peak Power, max.	≤ 1500 W		
Impedance	50 Ω		
Mechanical Specifications			
Dimensions, H x W x D (Less Connectors)	199.1 x 25 x 25 mm	233.6 x 25 x 25 mm	236.1 x 25 x 25 mm
Weight (including connectors and mounting bracket)	0.37 kg	0.45 kg	0.5 kg
Packing Size	245 x 75 x 40 mm (40Pcs/box)	285 x 75 x 40 mm (40Pcs/box)	285 x 75 x 60 mm (24Pcs/box)
Connector Type	4.3-10Female		
Coupling Nut Proof Torque	≤ 4.5N.m		
Color	Light Gray (Customizable)		
Mounting	Wall Mounted		

## Environmental Specifications

Operational Temperature	-40°C to +65°C
Operational Humidity	≤ 95 %
Ingress Protection Class	IP66 (IP67 optional)

## Accessories (order separately)

Type No.	Description
1154162	Bracket
1331211	Screw



# Power Splitter

698-3800 MHz | -160 dBc | 300 W | IP66-IP67 | 7-16 Female | Square Body

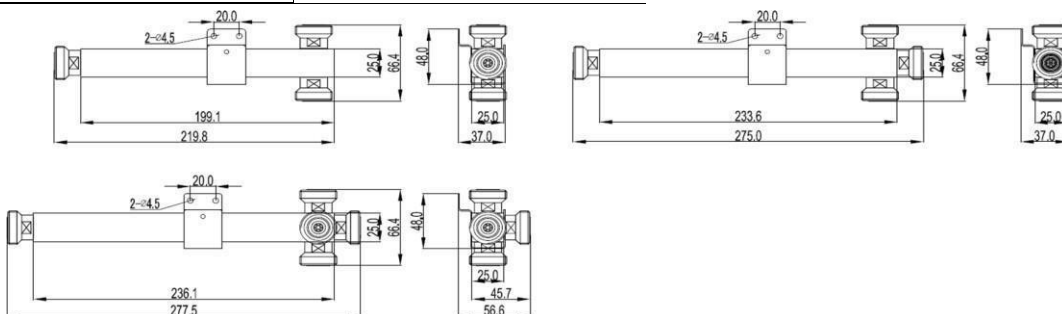
- ◆ Low PIM Reactive High Power Splitter, 698-3800 MHz
- ◆ PIM optimized design (160dBc @ 2x43dBm)
- ◆ Protection level IP66 (IP67 optional)
- ◆ Splitter style: symmetrical
- ◆ 7-16 female Connectors
- ◆ Wall / mast mounting kit
- ◆ Suitable for indoor and outdoor applications
- ◆ Square Body



## Technical Data

Electrical Specifications			
Ordering options	2-way splitter	3-way splitter	4-way splitter
Part Number	PS-6938-02-160-716F	PS-6938-03-160-716F	PS-6938-04-160-716F
Operating Frequency Band	698 – 3800 MHz		
Split Loss	3.0 dB	4.8 dB	6.0 dB
Insertion Loss	≤ 0.3 dB	≤ 0.5 dB	≤ 0.6 dB
VSWR, max.	1.25		
PIM3 (@2x43 dBm)	-160 dBc		
PIM Test Bands	900M/1800M/2100M/2600M		
Power Rating	≤ 500 W		
Peak Power, max.	≤ 2000 W		
Impedance	50 Ω		
Mechanical Specifications			
Dimensions, H x W x D (Less Connectors)	199.1 x 25 x 25 mm	233.6 x 25 x 25 mm	236.1 x 25 x 25 mm
Weight (including connectors and mounting bracket)	0.41 kg	0.51 kg	0.55 kg
Packing Size	245 x 75 x 40 mm (40Pcs/box)	285 x 75 x 40 mm (40Pcs/box)	285 x 75 x 60 mm (24Pcs/box)
Connector Type	7-16 DIN Female		
Coupling Nut Proof Torque	≤ 4.5N.m		
Color	Light Gray (Customizable)		
Mounting	Wall Mounted		

Environmental Specifications	
Operational Temperature	-40 °C to +65 °C
Operational Humidity	≤ 95 %
Ingress Protection Class	IP66 (IP67 optional)
Accessories (order separately)	
Type No.	Description
1154162	Bracket
1331211	Screw



The picture in the upper part is for male connectors.

# Power Splitter

698-3800 MHz | -160 dBc | 300 W | IP66-IP67 | N-Female | Circular tube

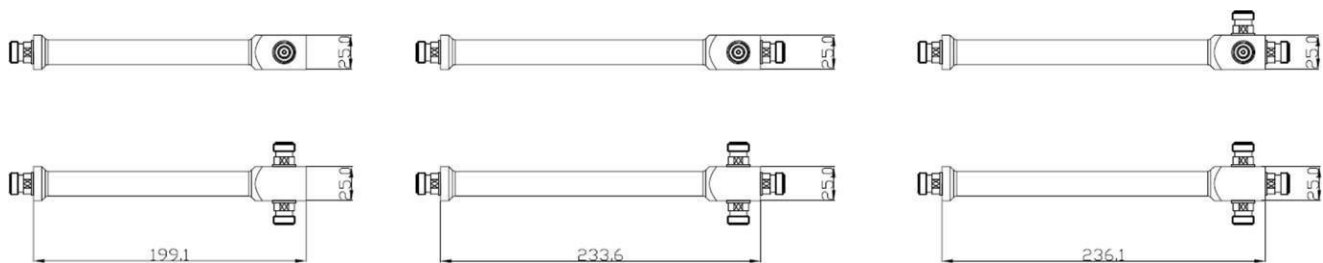
- ◆ Low PIM Reactive High Power Splitter, 698-3800 MHz
- ◆ PIM optimized design (160dBc @ 2x43dBm)
- ◆ Protection level IP66 (IP67 optional)
- ◆ Splitter style: symmetrical
- ◆ N-female Connectors
- ◆ Wall / mast mounting kit
- ◆ Suitable for indoor and outdoor applications
- ◆ Circular tube



## Technical Data

Electrical Specifications			
Ordering options	2-way splitter	3-way splitter	4-way splitter
Part Number	PS-6938-02-160-NF-C	PS-6938-03-160-NF-C	PS-6938-04-160-NF-C
Operating Frequency Band	698 – 3800MHz		
Split Loss	3.0 dB	4.8 dB	6.0 dB
Insertion Loss	≤0.3 dB	≤0.5 dB	≤0.6 dB
VSWR, max.	1.25		
PIM3 (@2x43 dBm)	-160 dBc		
Power Rating	300 W		
Peak Power, max.	800 W		
Impedance	50Ω		
Mechanical Specifications			
Dimensions, H x W x D (Less Connectors)	199.1 x 25 x 25 mm	233.6 x 25 x 25 mm	236.1 x 25 x 25 mm
Weight (including connectors and mounting bracket)	0.19 kg	0.22 kg	0.26 kg
Packing Size	245 x 75 x 40 mm (40Pcs/box)	285 x 75 x 40 mm (40Pcs/box)	285 x 75 x 60 mm (24Pcs/box)
Connector Type	N Female		
Color	Light Gray (Customizable)		
Mounting	Wall Mounted		

Environmental Specifications	
Operational Temperature	-40 °C to +65 °C
Operational Humidity	≤ 95 %
Ingress Protection Class	IP66 (IP67 optional)
Accessories (order separately)	
Type No.	Description
1148161	Bracket



# Power Splitter

698-3800 MHz | -160 dBc | 300 W | IP66-IP67 | 4.3-10 Female | Circular tube

- ◆ Low PIM Reactive High Power Splitter, 698-3800 MHz
- ◆ PIM optimized design (160dBc @ 2x43dBm)
- ◆ Protection level IP66 (IP67 optional)
- ◆ Splitter style: symmetrical
- ◆ 4.3-10 female Connectors
- ◆ Wall / mast mounting kit
- ◆ Suitable for indoor and outdoor applications
- ◆ Circular tube



## Technical Data

### Electrical Specifications

Ordering options	2-way splitter	3-way splitter	4-way splitter
Part Number	PS-6938-02-160-43F-C	PS-6938-03-160-43F-C	PS-6938-04-160-43F-C
Operating Frequency Band	698 – 3800 MHz		
Split Loss	3.0 dB	4.8 dB	6.0 dB
Insertion Loss	≤0.3 dB	≤0.5 dB	≤0.6 dB
VSWR, max.	1.25		
PIM3 (@2x43 dBm)	-160 dBc		
Power Rating	≤ 300W		
Peak Power, max.	≤ 1500 W		
Impedance	50 Ω		

### Mechanical Specifications

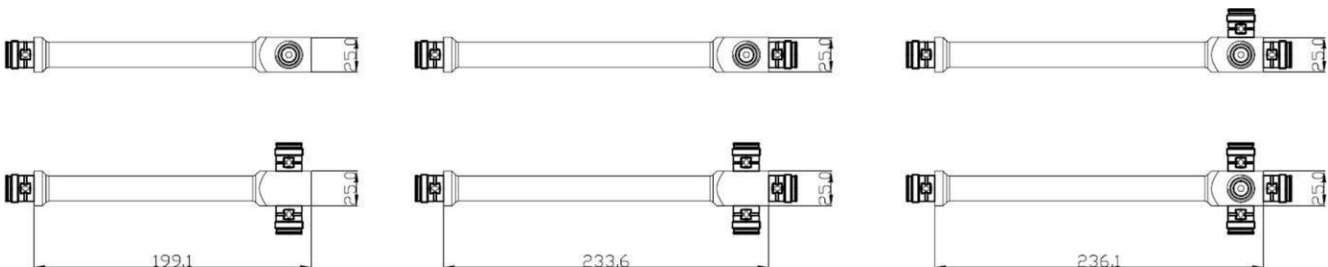
Dimensions, H x W x D (Less Connectors)	199.1 x 25 x 25 mm	233.6 x 25 x 25 mm	236.1 x 25 x 25 mm
Weight (including connectors and mounting bracket)	0.21 kg	0.25 kg	0.29 kg
Packing Size	245 x 75 x 40 mm (40Pcs/box)	285 x 75 x 40 mm (40Pcs/box)	285 x 75 x 60 mm (24Pcs/box)
Connector Type	4.3-10Female		
Color	Light Gray (Customizable)		
Mounting	Wall Mounted		

### Environmental Specifications

Operational Temperature	-40 °C to +65 °C
Operational Humidity	≤ 95 %
Ingress Protection Class	IP66 (IP67 optional)

### Accessories (order separately)

Type No.	Description
1148161	Bracket



# Power Splitter

698-3800 MHz | -160 dBc | 300 W | IP66-IP67 | 7-16 Female | Circular tube

- ◆ Low PIM Reactive High Power Splitter, 698-3800 MHz
- ◆ PIM optimized design (160dBc @ 2x43dBm)
- ◆ Protection level IP66 (IP67 optional)
- ◆ Splitter style: symmetrical
- ◆ 7-16 female Connectors
- ◆ Wall / mast mounting kit
- ◆ Suitable for indoor and outdoor applications
- ◆ Circular tube

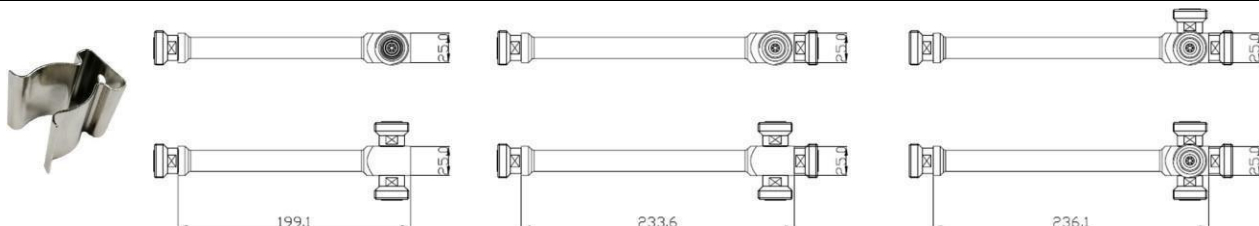


## Technical Data

Electrical Specifications			
Ordering options	2-way splitter	3-way splitter	4-way splitter
Part Number	PSC-6938-02-160-716F-C	PS-6938-03-160-716F-C	PS-6938-04-160-716F-C
Operating Frequency Band	698 – 3800 MHz		
Split Loss	3.0 dB	4.8 dB	6.0 dB
Insertion Loss	≤0.3 dB	≤0.5 dB	≤0.6 dB
VSWR, max.	1.25		
PIM3 (@2x43 dBm)	-160 dBc		
Power Rating	≤500 W		
Peak Power, max.	≤2000 W		
Impedance	50 Ω		
Mechanical Specifications			
Dimensions, H x W x D (Less Connectors)	199.1 x 25 x 25 mm	233.6 x 25 x 25 mm	236.1 x 25 x 25 mm
Weight (including connectors and mounting bracket)	0.28 kg	0.34 kg	0.41 kg
Packing Size	245 x 75 x 40 mm (40Pcs/box)	285 x 75 x 40 mm (40Pcs/box)	285 x 75 x 60 mm (24Pcs/box)
Connector Type	7–16Female		
Color	Light Gray (Customizable)		
Mounting	Wall Mounted		

Environmental Specifications	
Operational Temperature	-40 °C to +65 °C
Operational Humidity	≤ 95 %
Ingress Protection Class	IP66 (IP67 optional)

Accessories (order separately)	
Type No.	Description
1148161	Bracket



The picture in the upper part is for male connectors.